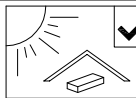




SOFT, DRY CLOTH



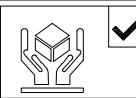
CHEMICAL



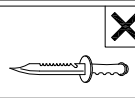
HEAT



KEEP DRY



HANDLE WITH CARE



DO NOT USE KNIFE

# ASSEMBLY INSTRUCTION

DESCRIPTION : 3 DOOR SHOE CABINET

<b>HARDWARE</b>	<b>A</b> 16MM  CB SCREW M3.5X16MM 1X26	<b>B</b> 38MM  CB SCREW M4X38MM 1X6	<b>C</b>  NAIL 5/8 1X23	<b>D</b> D1 D2 D3  3.5 KG MAGNET (1 HOLE) 3 SETS	<b>E</b>  PVC SHELF SUPPORT 1X16	<b>F</b>  DOOR SUPPORT SPRING 1X3	<b>G</b> G1 G2  MAS R4 MAS L4 1X1 1X2	<b>H</b>  ROUND PLASTIC LEG (PVC) 1X5	<b>I</b> I1 I2  MINIFIX 5654+5546 6 SETS	<b>J</b>  L-KEY 1X1	<b>K</b>  QUICKFIT CAP 1X6
-----------------	---	--	----------------------------------	---	--	--	--	--	---	------------------------------	--

